

**THINKWARE DASH CAM™**  
Quick Start Guide

**Q1000**

# Power the Dash Cam

## Use one of the following options

The included cable options vary depending on the dash cam model purchased.



12V Power Cable



Hardwiring Cable\*



OBD-II Cable\*



\*To enable Parking Surveillance mode, the dash cam needs to be powered by either the OBD-II Cable or Hardwiring Cable (professional installation recommended).

# Download the App

## Download the THINKWARE DASHCAM LINK App

On your smartphone, open the Google Play Store or Apple App Store and download and install **THINKWARE DASH CAM LINK**.



THINKWARE DASH CAM LINK



Apple Store (iOS)

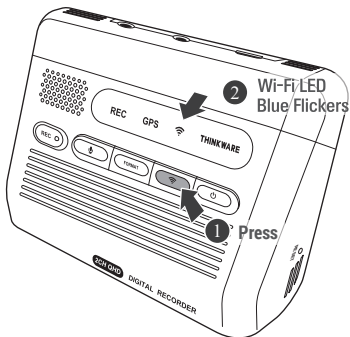


Google Play Store (Android)

# Connect to the App

Follow the on-screen instructions

1. Press the Wi-Fi  button on the Dash Cam.

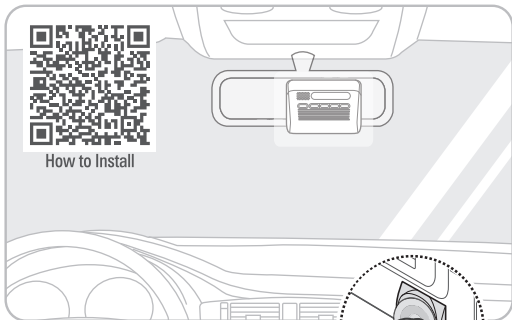


Won't connect to the App?

# Install the Front Camera

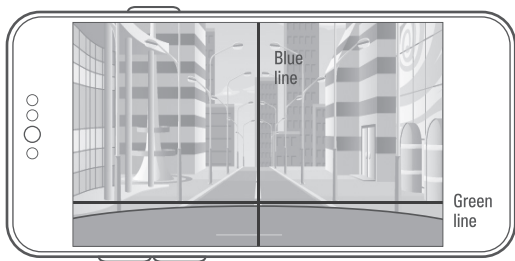


How to Install

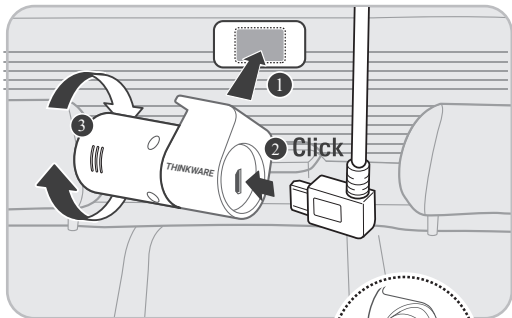


Open Live View in the app

- Blue line with the center
- Green line with the front edge of the hood

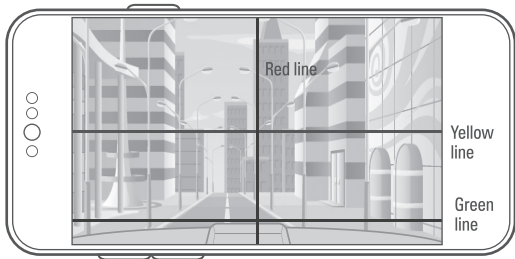


# Install the Rear View Camera



## Open Live View Rear Camera in App

- Red line with the trunk center
- Yellow line with the center of the horizon
- Green line with the trunk line



# Dash Cam Settings in the App

## Default settings out of the box

The default settings are as follows, and you have the option to adjust them according to your preference.

| Options            | Description    |
|--------------------|----------------|
| Voice Recording    | Enabled        |
| System Volume      | 0 1 <b>2</b> 3 |
| Parking Mode       | Disabled       |
| Super Night Vision | Parking Mode   |
| ADAS               | Disabled       |
| Speed Stamp        | Enabled        |
| Safety Camera      | Enabled        |

# FAQ & Help Desk

## Still have questions or issues?

For further assistance or to report any issues, please contact our support team.

- **North America**

1 (844) 865-9273

support@thinkware.com

- **United Kingdom**

44 (0) 333-121-0008

support.eu@thinkware.com

- **European Union**

(+49) 69-943-22200

support@thinkware.com



FAQs & Help Desk

Please refer to **CS Information QR** in the box for other countries.