

THINKWARE DASH CAM™
Quick Start Guide

U1000 Plus

Power the Dash Cam

Use one of the following options

The included cable options vary depending on the dash cam model purchased.



12V Power Cable



Hardwiring Cable*



OBD-II Cable*



*To enable Parking Surveillance mode, the dash cam needs to be powered by either the OBD-II Cable or Hardwiring Cable (professional installation recommended).

Download the App

Download the THINKWARE DASHCAM LINK App

On your smartphone, open the Google Play Store or Apple App Store and download and install **THINKWARE DASH CAM LINK**.



THINKWARE
DASH CAM LINK



Apple Store (iOS)

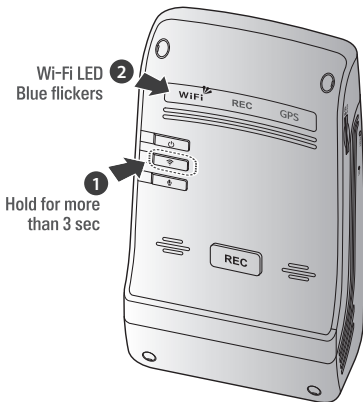


Google Play Store (Android)

Connect to the App

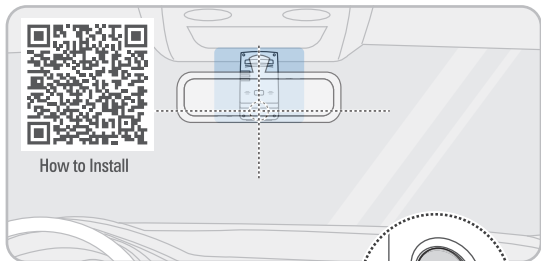
Follow the on-screen instructions

1. Press the Wi-Fi  button on the Dash Cam for at least 3 seconds.



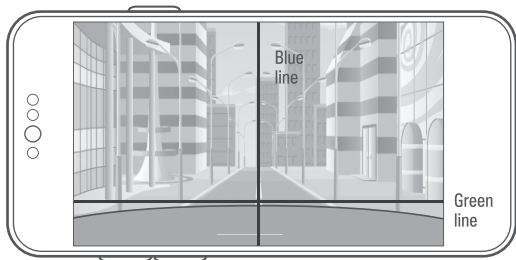
Won't connect to the App?

Install the Front Camera

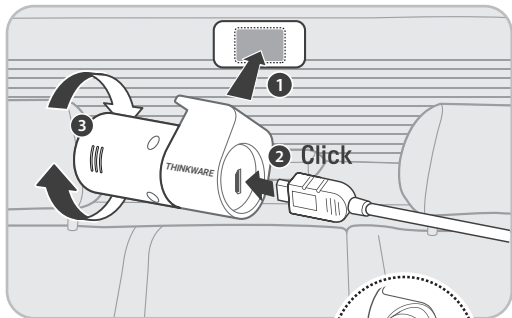


Open Live View in the app

- Blue line with the center
- Green line with the front edge of the hood

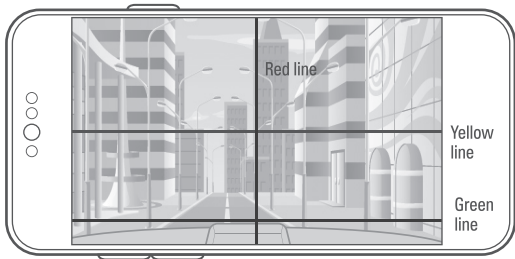


Install the Rear View Camera



Open Live View Rear Camera in App

- Red line with the trunk center
- Yellow line with the center of the horizon
- Green line with the trunk line



Dash Cam Settings in the App

Default settings out of the box

The default settings are as follows, and you have the option to adjust them according to your preference.

Options	Description
Voice Recording	Enabled
System Volume	0 1 2 3
Parking Mode	Motion Detection
Smart Parking Mode	Enabled
Battery Protection	Enabled Vehicle Type : Regular
Super Night Vision	Parking Mode
ADAS	Disabled
Speed Stamp	Disabled
Safety Camera	Enabled
HDR	Auto

THINKWARE CONNECTED App

Still have questions or issues?

The default settings are as follows, and you can change the settings.



THINKWARE CONNECTED



How to Register
Your Dash Cam



Apple Store (iOS)



Google Play Store (Android)

FAQ & Help Desk

Still have questions or issues?

For further assistance or to report any issues, please contact our support team.

- **North America**

1 (844) 865-9273

support@thinkware.com

- **United Kingdom**

44 (0) 333-121-0008

support.eu@thinkware.com

- **European Union**

(+49) 69-943-22200

support@thinkware.com



FAQs & Help Desk

Please refer to **CS Information QR** in the box for other countries.