

# THINKWARE DASH CAM™

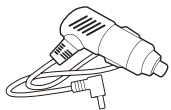
## Quick Start Guide

# ARC

## Power the Dash Cam

### Use one of the following options

The included cable options vary depending on the dash cam model purchased.



12V Power Cable



Hardwiring Cable\*



OBD-II Cable\*



\*To enable Parking Surveillance mode, the dash cam needs to be powered by either the OBD-II Cable or Hardwiring Cable (professional installation recommended).

## Download the App

### Download the THINKWARE DASHCAM LINK App

On your smartphone, open the Google Play Store or Apple App Store and download and install **THINKWARE DASH CAM LINK**.



THINKWARE DASH CAM LINK



Apple Store (iOS)



Google Play Store (Android)

## Connect to the App

### Follow the on-screen instructions

1. Press the Wi-Fi  icon on the dash cam you want to connect.



2. Scan the QR code and connect according to the app instructions.



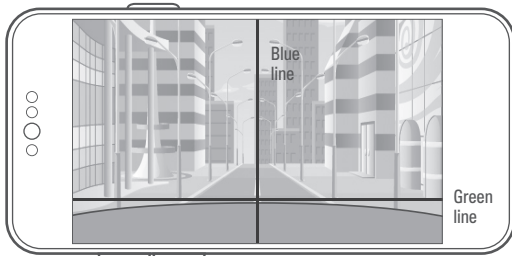
3. If a connection using the QR code is not available, connect it manually using Wi-Fi Connection.

## Install the Front Camera

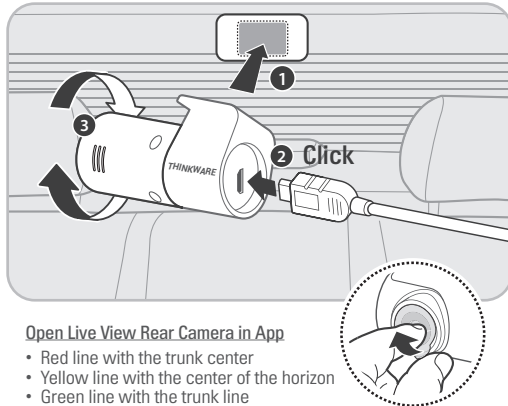


### Open Live View in the app

- Blue line with the center
- Green line with the front edge of the hood

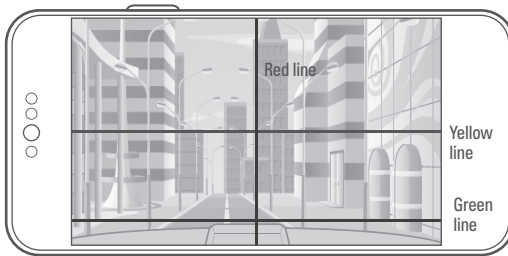


## Install the Rear View Camera



### Open Live View Rear Camera in App

- Red line with the trunk center
- Yellow line with the center of the horizon
- Green line with the trunk line



ACMA-028A00201

## Dash Cam Settings in the App

### Default settings out of the box

The default settings are as follows, and you have the option to adjust them according to your preference.

Options	Description
Voice Recording	Enabled
System Volume	0 1 2 3
Parking Mode	Motion Detection
Smart Parking Mode	Thermal Protection - Enabled
	Long-Time Recording - Enabled
Battery Protection	Enabled
Super Night Vision	Parking Mode
ADAS	Disabled
Speed Stamp	Disabled
Safety Camera	Disabled

## FAQ & Help Desk

### Still have questions or issues?

For further assistance or to report any issues, please contact our support team.

• **North America**  
1 (844) 865-9273  
support@thinkware.com

• **United Kingdom**  
44 (0) 333-121-0008  
support.eu@thinkware.com

• **European Union**  
(+49) 69-943-22200  
support@thinkware.com

Please refer to CS Information QR in the box for other countries.



FAQs & Help Desk